



Leave
No One
Behind

CHILDREN

IN MUNICIPALITY OF SHKODËR

DATA FOR 2017 and 2018




DEMOGRAPHIC DATA¹

Children up to 18 years old registered at Civil Registry Office

2017

2018



Children registered at Civil Registry Office during the year

ACCORDING TO THE SEX OF THE CHILD



ACCORDING TO THE MOTHER'S AGE GROUP



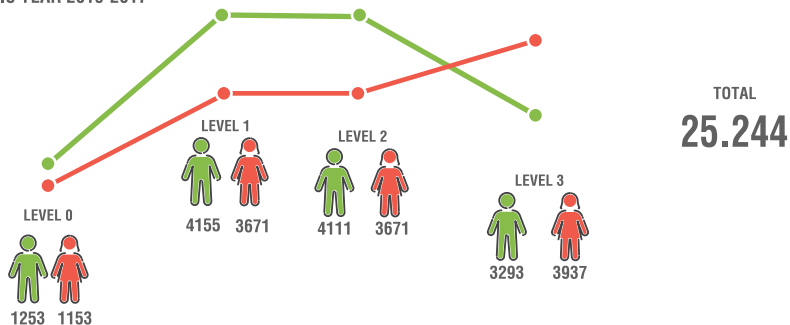
OVER 18 YEARS OLD
UNDER 18 YEARS OLD

¹General Directorate of Civil Registry, 2019

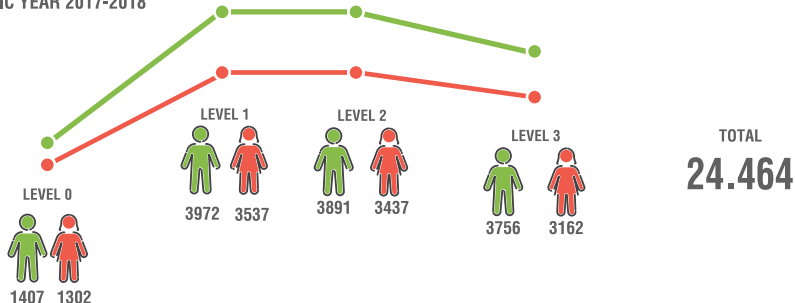
Children enrolled in educational institutions (public and non-public) for the academic year

LEVEL 0 - Preschool education (nursery/kindergarten)
 LEVEL 1 - Primary education/lower elementary education cycle
 LEVEL 2 - Lower secondary education /higher elementary education cycle
 LEVEL 3 - Higher secondary education (High school/Professional)

ACADEMIC YEAR 2016-2017

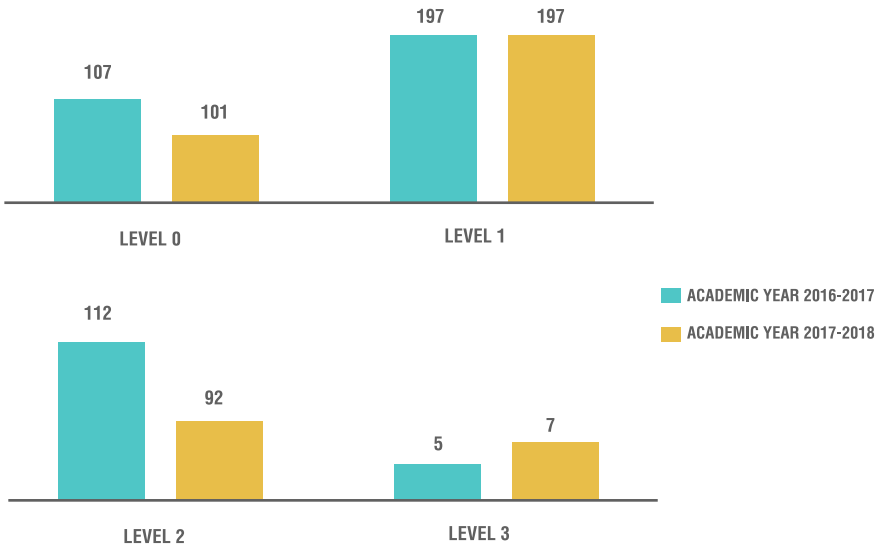


ACADEMIC YEAR 2017-2018



■ ACADEMIC YEAR 2016-2017
 ■ ACADEMIC YEAR 2017-2018

Roma and Egyptian children enrolled in educational institutions (public and non-public) for the academic year

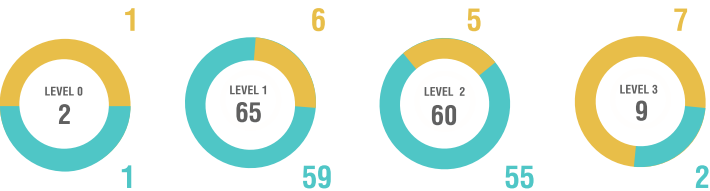


Children returnees enrolled in educational institutions (public and non-public) for the academic year



Children with disabilities enrolled in educational institutions (public and non-public) for the academic year

ACADEMIC YEAR 2016-2017

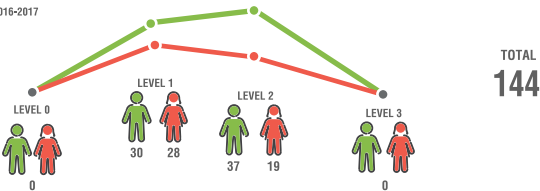


ACADEMIC YEAR 2017-2018

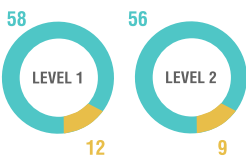
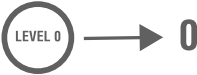
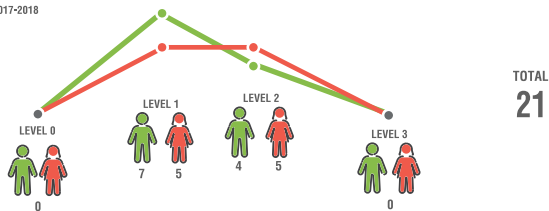


Children dropping out of schools (public and non-public sector) for the academic year

ACADEMIC YEAR 2016-2017



ACADEMIC YEAR 2017-2018

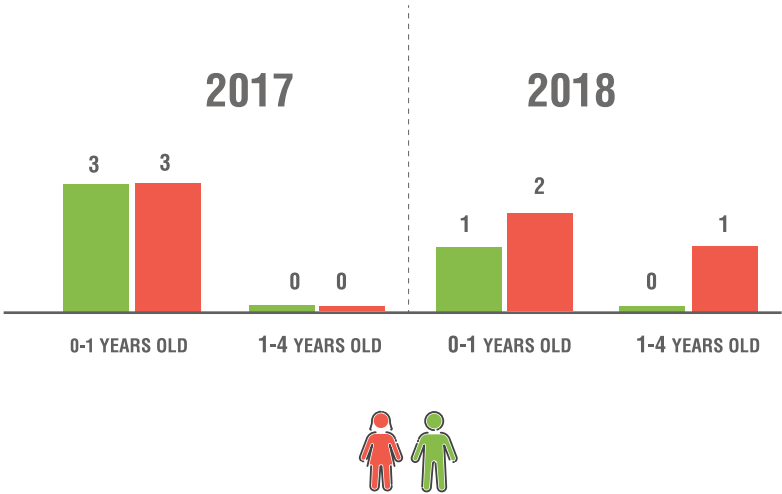


ACADEMIC year 2016-2017
ACADEMIC year 2017-2018

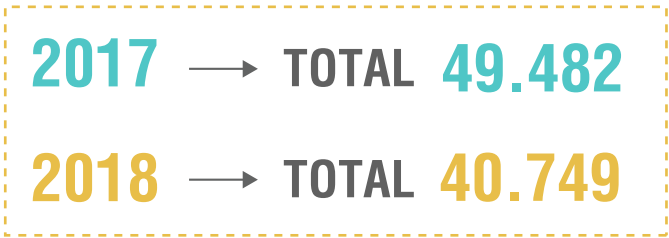
Children born during the year



Children deceased during the year

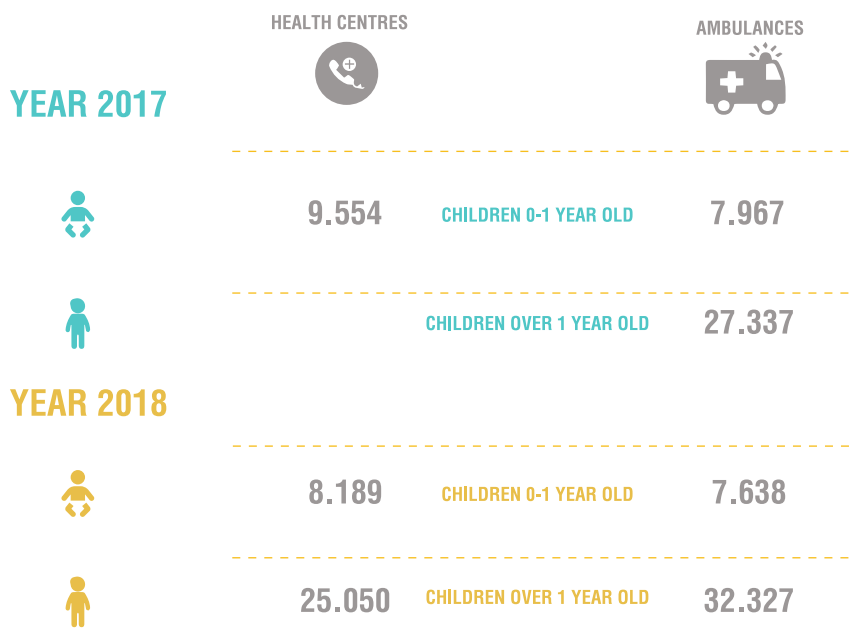


Children up to 1 year old visited at child consulting centers during the year




³ Regional Directorate of Health Shkodër, 2019

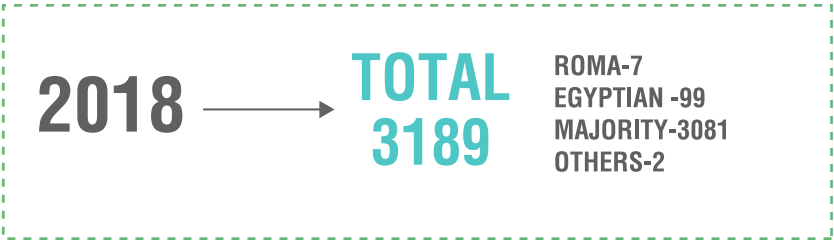
Children up to 18 years old visited in ambulances and health centers during the year



Children up to 14 years old immunized during the year

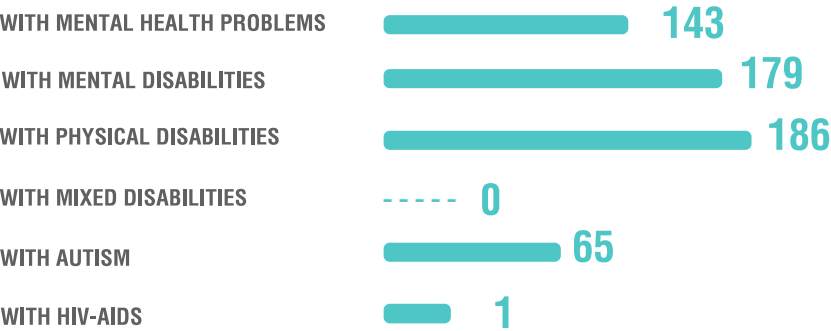


Children living in families supported with economic aid



Children supported with disability allowance

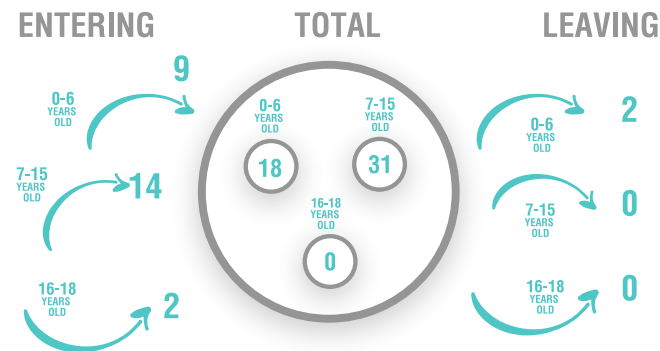
YEAR 2018



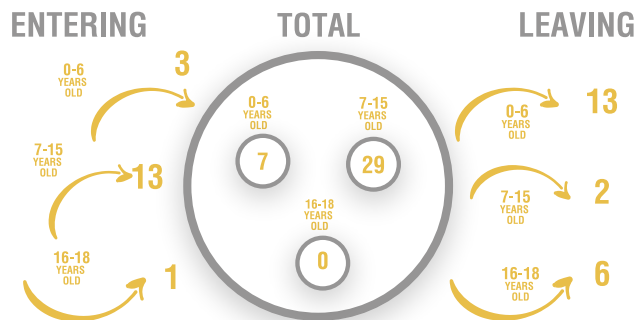
⁴ General Directorate of Social Services in Municipality of Shkodër, 2019

Children in residential institutions (public and non-public)

2017





2018



Foster families

	NEW CASE		CARRIED CASE
KINSHIP	3	2017	15
NON - KINSHIP	1	TOTAL	3
		22	
KINSHIP	6	2018	15
NON - KINSHIP	1	TOTAL	3
		25	

Children in foster families



Children up to 18 years old benefiting community services during the year

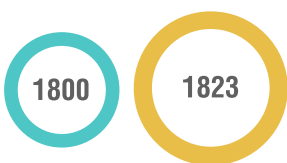
DAILY CENTER FOR CHILDREN WITH DISASBILITY



YOUTH CENTER → 971

MULTIFUNCTIONAL COMMUNITY CENTER → 684

COMMUNITY CENTER




■ 2017

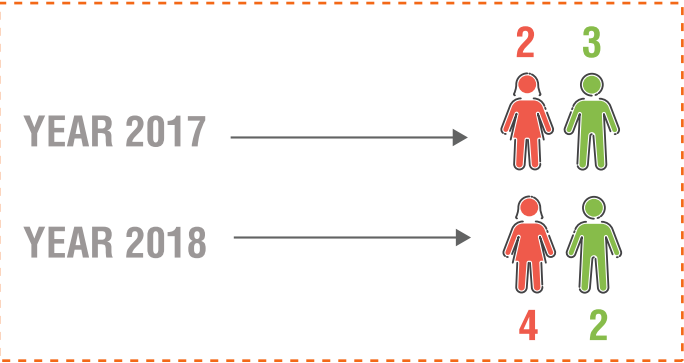
■ 2018

DATA ON CHILDREN IN CONTACT WITH THE LAW ⁵

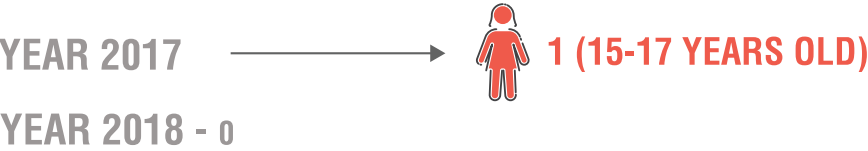
Children as suspected offenders registered by the police during the year




Children as victims of domestic violence registered by the police during the year⁶



Children trafficked reported by the police ⁷



Children victims of sexual violence registered by the police⁸



⁵Local Police Directorate Shkodër, 2019

⁶Article 130 / a of the Criminal Code

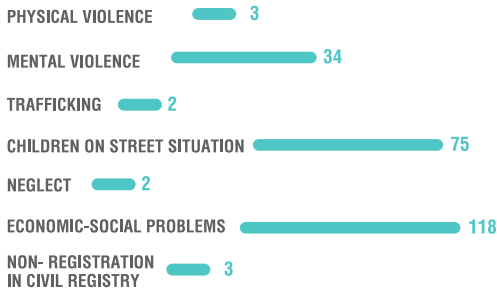
⁷Article 128 / b of the Criminal Code

⁸Article 100, 101, 107/a, 108, 108/a of Criminal Code

DATA ON PROTECTION OF CHILDREN FROM VIOLENCE⁹

Cases supported by Child Protection Unit during the year

YEAR 2017



TOTAL 237

ROMA- 174
EGYPTIAN- 0
MAJORITY- 63

YEAR 2018



TOTAL 204

ROMA- 118
EGYPTIAN- 20
MAJORITY- 66

ACCORDING TO THE CASE RISK LEVEL



YEAR 2017

NEW CASE	2	18	10	3
CARRIED CASE		16	8	

YEAR 2018

NEW CASE	20	113	15	2
CARRIED CASE		24		

⁹ Child Protection Unit Shkodër, 2019



DESIGNED BY: AKZ CREATIVE STUDIO
PREPARED BY:ERIK GJERMENI