



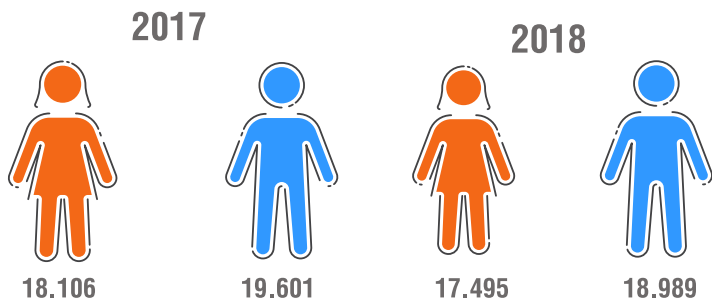
Leave
No One
Behind

CHILDREN IN MUNICIPALITY OF KORÇË

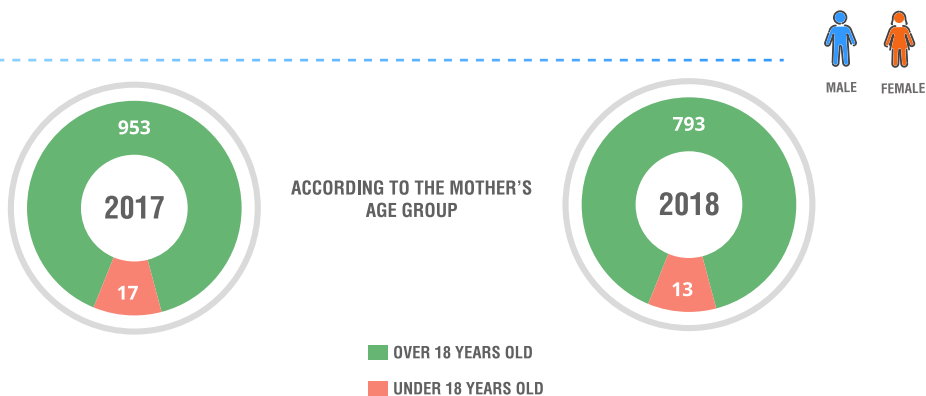
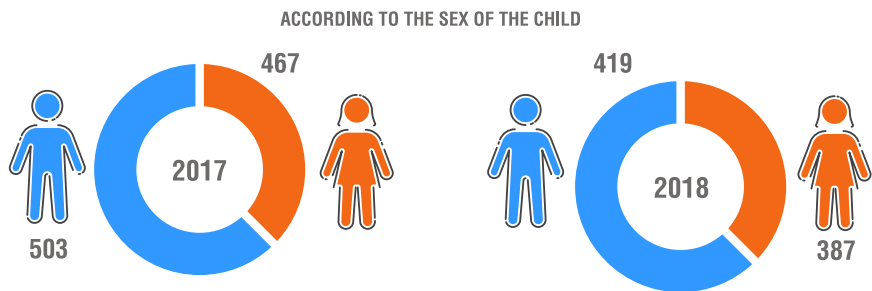
DATA FOR 2017 and 2018



Children up to 18 years old registered at Civil Registry Office



Children registered at Civil Registry Office during the year




¹General Directorate of Civil Registry, 2019

Children enrolled in educational institutions (public and non-public) for the academic year

LEVEL 0 - Preschool education (nursery/kindergarten)
 LEVEL 1 - Primary education/lower elementary education cycle
 LEVEL 2 - Lower secondary education /higher elementary education cycle
 LEVEL 3 - Higher secondary education (High school/Professional)

ACADEMIC YEAR 2016-2017



TOTAL
20.792

ACADEMIC YEAR 2017-2018



TOTAL
19.882

3784



3741

6430



6243

5462



5297

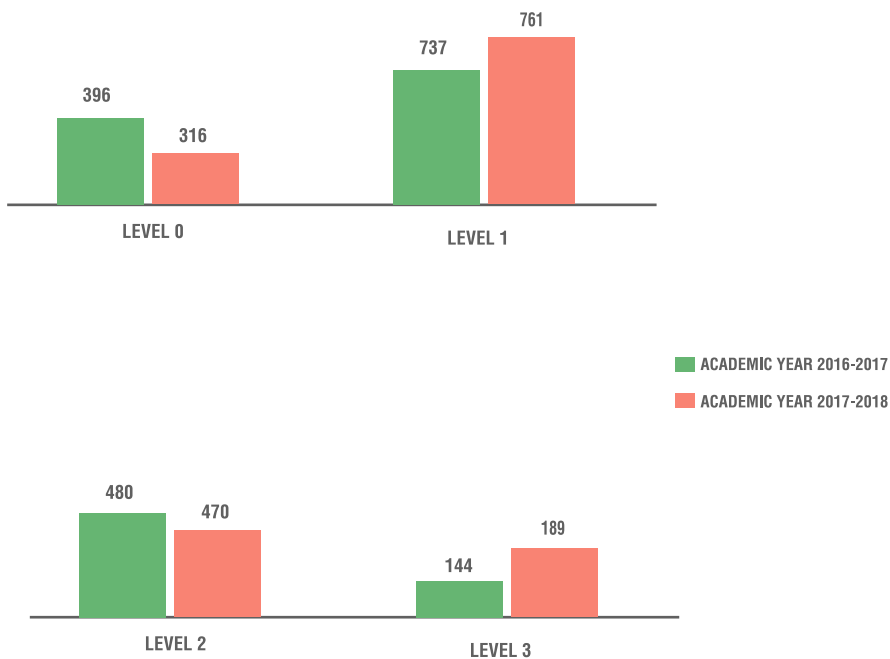
5116



4601

■ ACADEMIC YEAR 2016-2017
 ■ ACADEMIC YEAR 2017-2018

Roma and Egyptian children enrolled in educational institutions (public and non-public) for the academic year

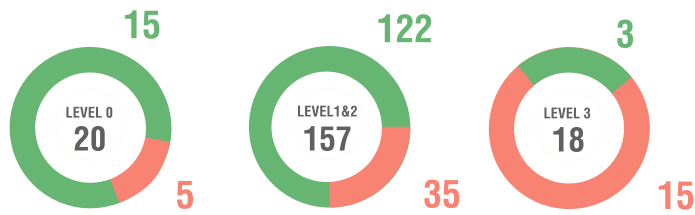


Children returnees enrolled in educational institutions (public and non-public) for the academic year



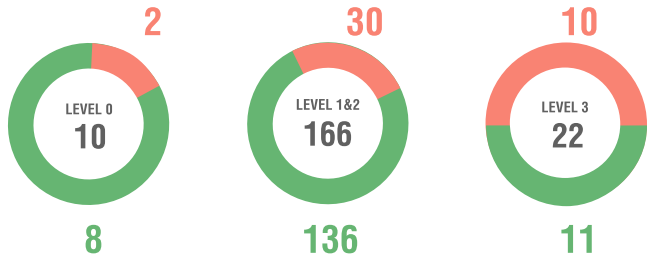
Children with disabilities enrolled in educational institutions
(public and non-public) for the academic year

ACADEMIC YEAR 2016-2017

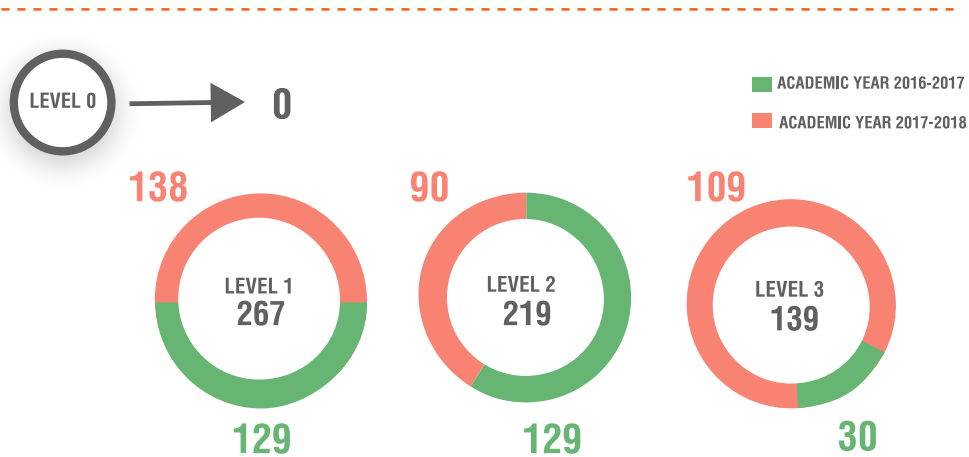
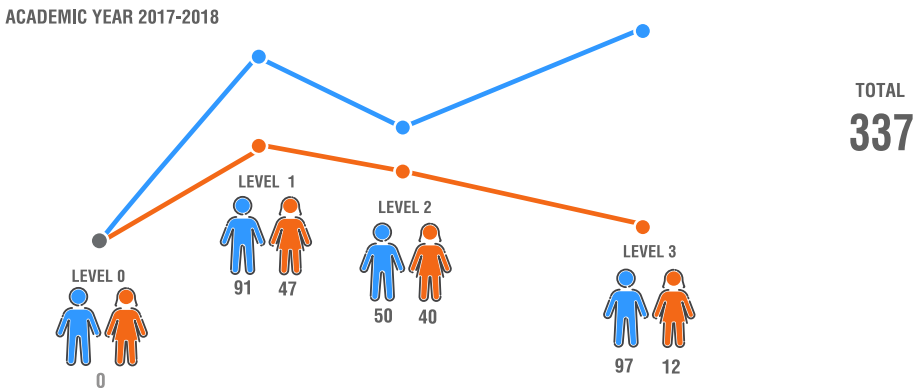
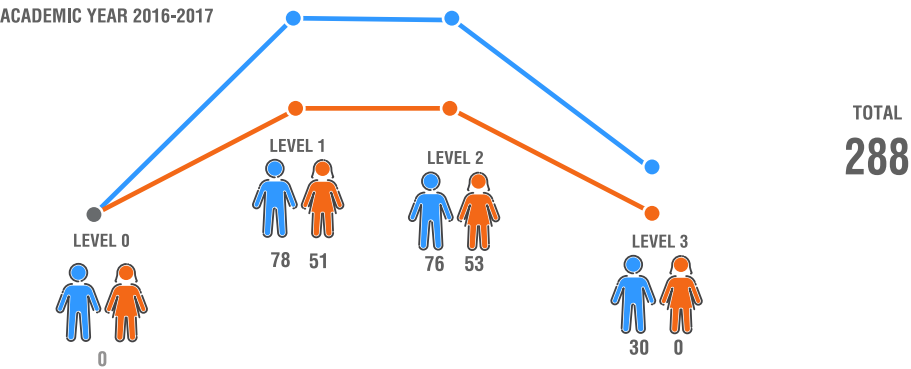


ACADEMIC YEAR 2017-2018

MENTAL DISABILITY
PHYSICAL DISABILITY




Children dropping out of schools (public and non-public sector) for the academic year



Children visited at child consulting centres during the year


CHILDREN 0-1 YEARS OLD



1729

1370

CHILDREN 0-6 YEARS OLD



7485

7128

■ 2017

■ 2018


Immunization rate of children up to 14 years old

2017 → 98.1%

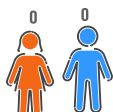
2018 → 97.6%

Children deceased

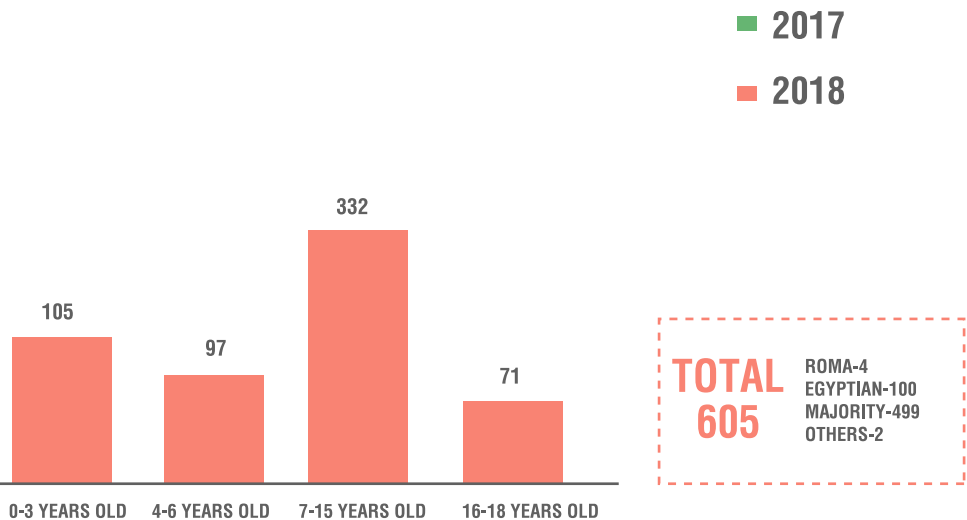
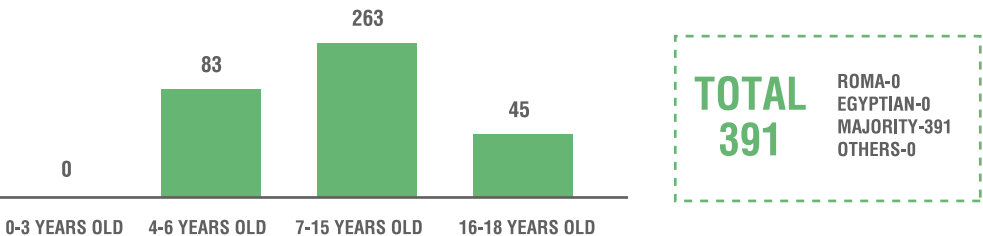
2017



2018



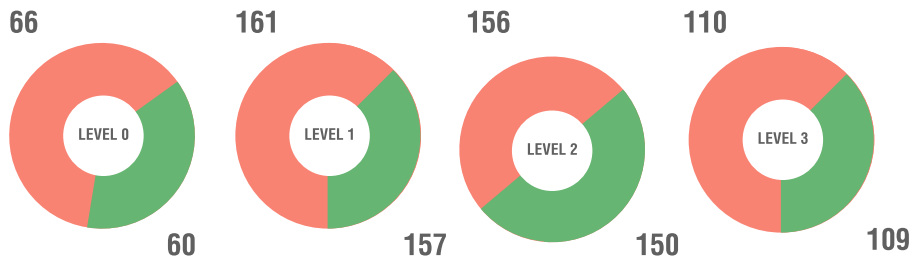
Children living in families supported with economic aid



⁴Regional Directorate of Social Service Korçë, 2019

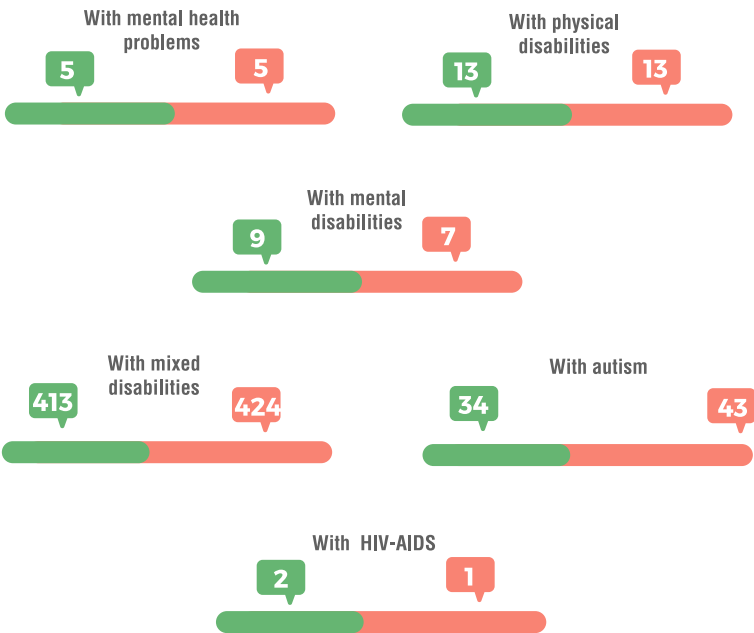
Children supported with disability allowance

ACCORDING TO THE REGISTRATION STATUS IN EDUCATIONAL INSTITUTIONS



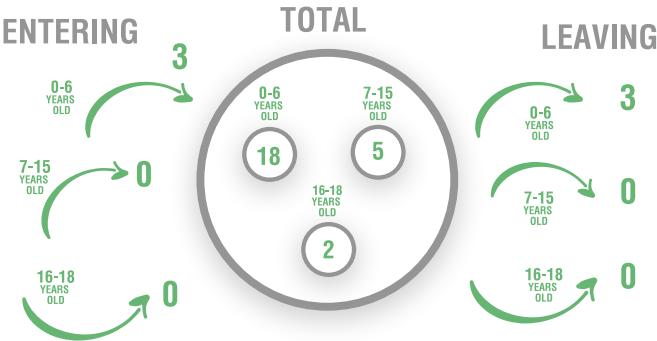
ACCORDING TO THE CATEGORY OF DISABILITY

2017
2018

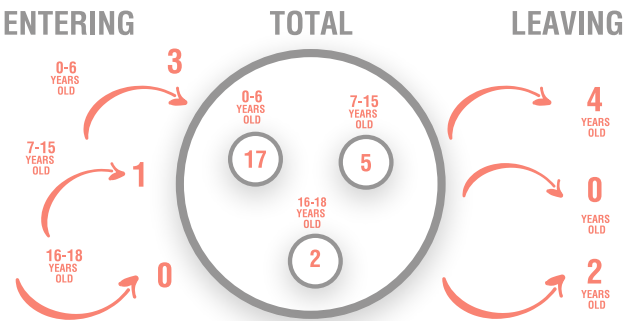


Children in residential institutions (public and non-public)


2017



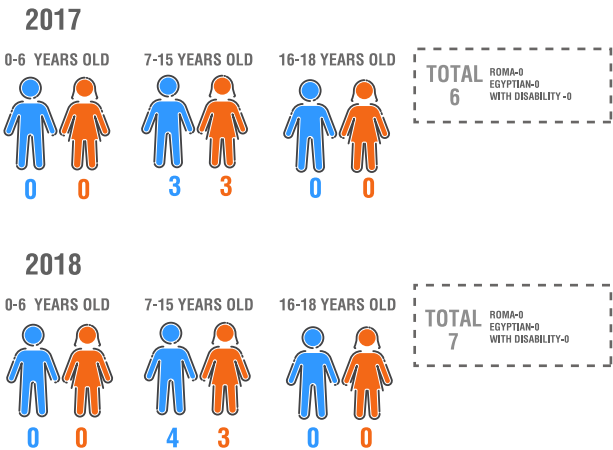
2018



Foster families



Children in foster families



DATA ON CHILDREN IN CONTACT WITH THE LAW ⁵

Children as suspected offenders registered by the police during the year

2017

UNDER 14 YEARS OLD



15-17 YEARS OLD



TOTAL

37

2018

UNDER 14 YEARS OLD



15-17 YEARS OLD




TOTAL

67

Children as victims of domestic violence registered by the police during the year⁶


YEAR 2017

2 3



YEAR 2018

7 3



⁵Local Police Directorate Korçë, 2019


⁶Article 130 / a of the Criminal Code

Children trafficked reported by the police⁷


2017 —————> TOTAL 0

2018 —————> TOTAL 0

Children victims of sexual violence registered by the police⁸



2018



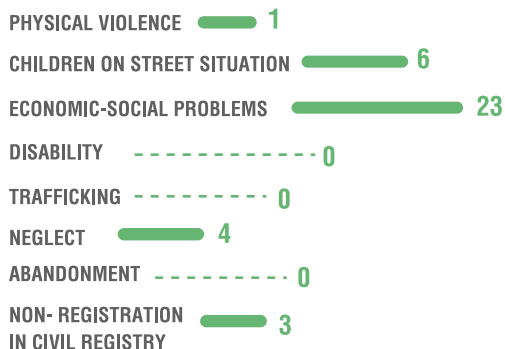
⁷Article 128 / b of the Criminal Code
⁸Article 100, 101, 107/a, 108, 108/a of Criminal Code

DATA ON PROTECTION OF CHILDREN FROM VIOLENCE ⁹

Cases supported by Child Protection Unit during the year

YEAR 2017

ACCORDING TO
CASE CATEGORY



ROMA-10
EGYPTIAN-26
MAJORITY-1

YEAR 2018



ROMA-0
EGYPTIAN-8
MAJORITY-13

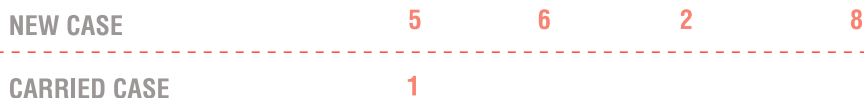
ACCORDING TO THE CASE RISK LEVEL



YEAR 2017



YEAR 2018





DESIGNED BY: AKZ CREATIVE STUDIO
PREPARED BY: ERIK GJERMEI