



## Fact sheet

# Initiative “Every Roma child in Preschool”

This document refers to data collected from Observatory for Children’s Rights, Women’s Christian Association of Albania and the Children’s Human Rights Centre of Albania.

The data collection and the publication of this document takes place in the framework of the program “*Every Roma Child in Pre-school Education*”, realized in partnership with **UNICEF in Albania** during 2013-2016.

The content of this publication is the responsibility of Observatory and does not necessarily reflect the views of UNICEF.



Schweizerische Eidgenossenschaft  
Confédération suisse  
Confederazione Svizzera  
Confederaziun svizra

The Observatory for Children's Rights (Observatory), Women's Christian Association of Albania (YWCA), the Children's Human Rights Centre of Albania (CRCA), in partnership with UNICEF-Albania, are implementing the initiative "Every Roma Child in Pre-school Education", since October 2013. This project is supported by the Swiss Cooperation Office in Albania and the Austrian Development Cooperation.

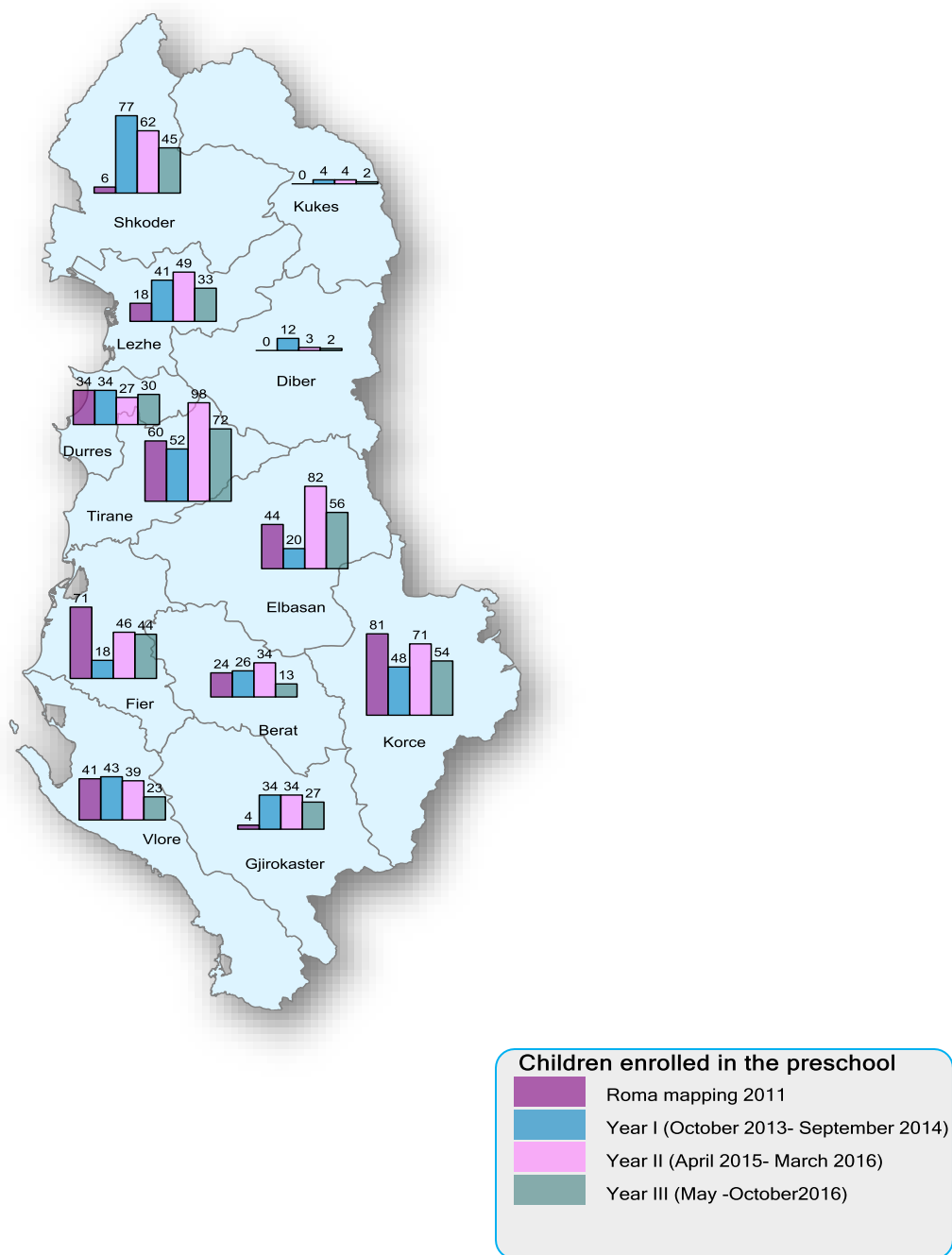
Implementation of this initiative in each region and area of the country, among others, has succeeded to integrate many Roma children in kindergarten. Despite the challenges and difficulties faced, this third year has resulted in a total of **406** *Roma children registered in kindergarten* for the time period May – October 2016<sup>1</sup> from a total number of **1364** Roma children integrated in kindergarten, as a result of three academic years (Oct- Sep 2014, April – March 2015 and May- Oct 2016) or 29.7 %. According to Roma mapping, the total number of children aged 3-6 years old was **1451**, while the number of children aged 3-6 years old attending kindergarten was **383** or 26.4 % during the academic year 2011-2012<sup>2</sup>

---

<sup>1</sup> Observatory and YWCA data for period (May-October 2016), CRCA data for period (August -October 2016)

<sup>2</sup> Roma mapping 2011, pg 29

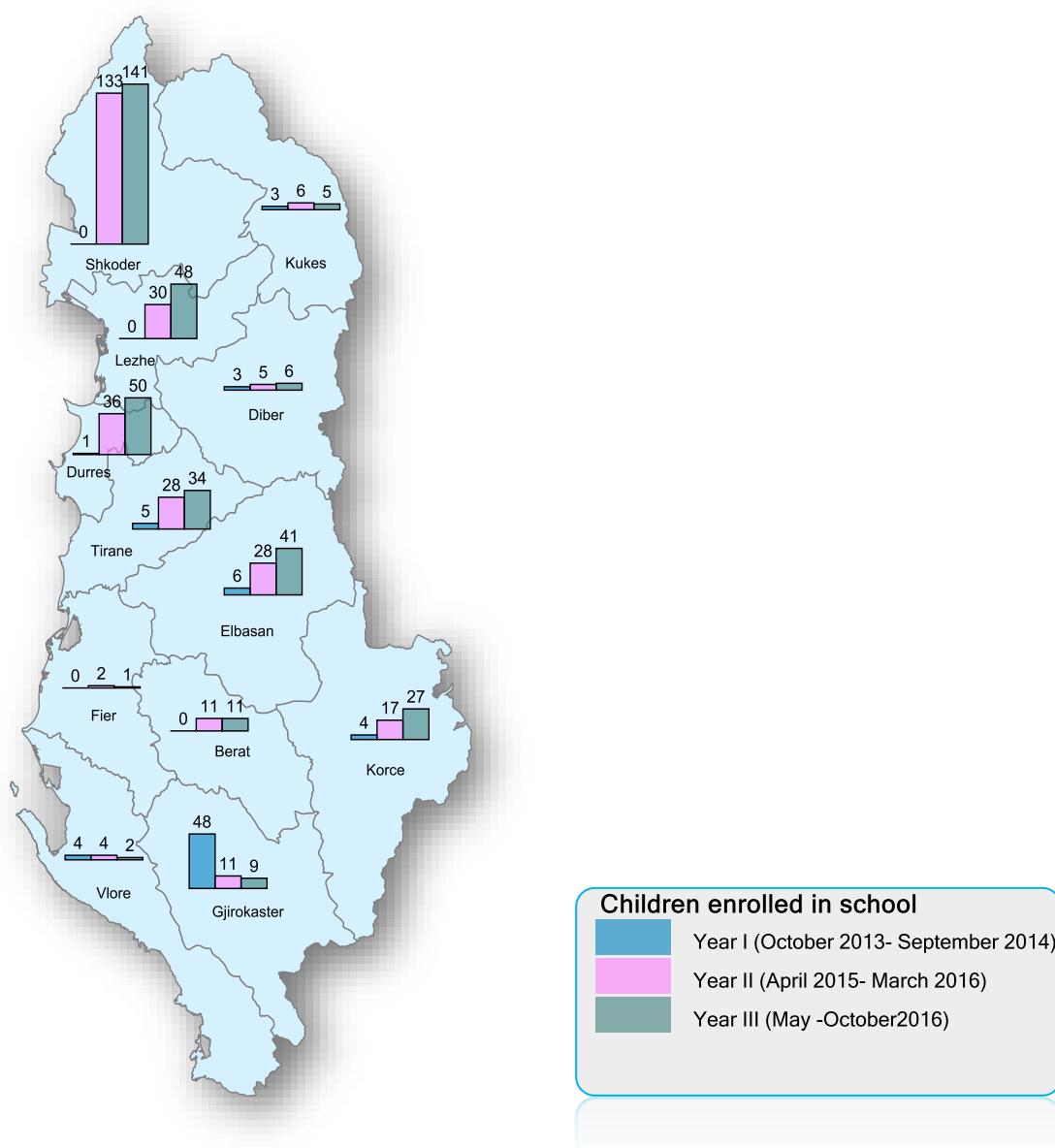
## Number of registered children in preschool 2011-2016<sup>3</sup>



<sup>3</sup> This map is for illustrative purposes and does not imply the expression of any opinion on the part of UNICEF/Observatory, concerning the legal status of any country or territory or concerning the delimitation of frontiers or boundaries

During the third year of the initiative implementation are **375** children (of various ages) *registered in compulsory education* at the national level<sup>4</sup>, is doubled in comparison of children registered in the first year (**74** children), and in the second year (**311** children)

### Number of registered children in compulsory education<sup>5</sup>

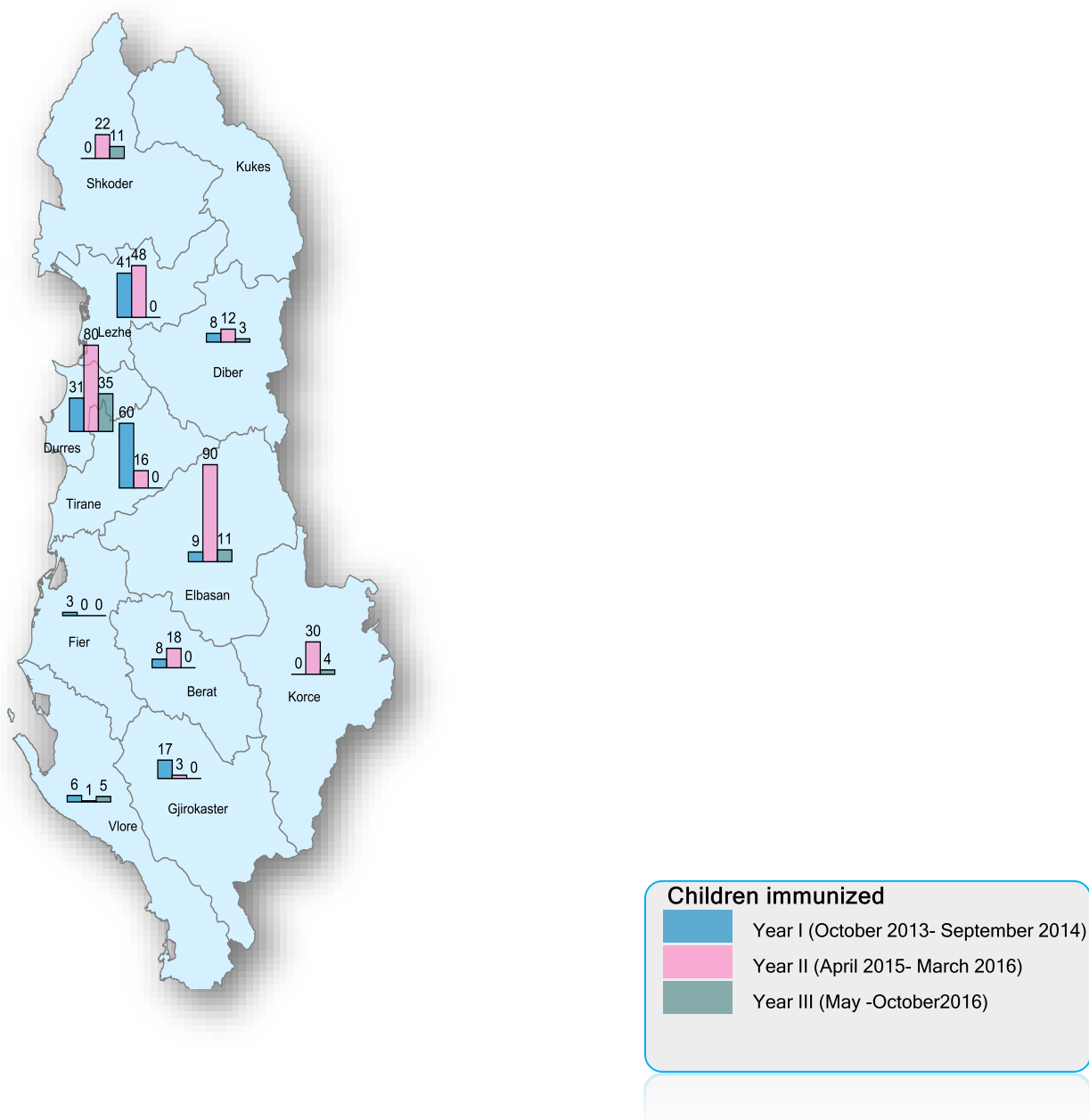


<sup>4</sup> Observatory and YWCA data for period (May-October 2016), CRCA data for period (August -October 2016)

<sup>5</sup> This map is for illustrative purposes and does not imply the expression of any opinion on the part of UNICEF/Observatory, concerning the legal status of any country or territory or concerning the delimitation of frontiers or boundaries

Other successes achieved by the implementation of this initiative are **96 Roma children vaccinated**, for the period of project (May- Oct 2016)<sup>6</sup>. Are around **599** children vaccinated for the three year implementation project).

### Number of vaccinated children<sup>7</sup>

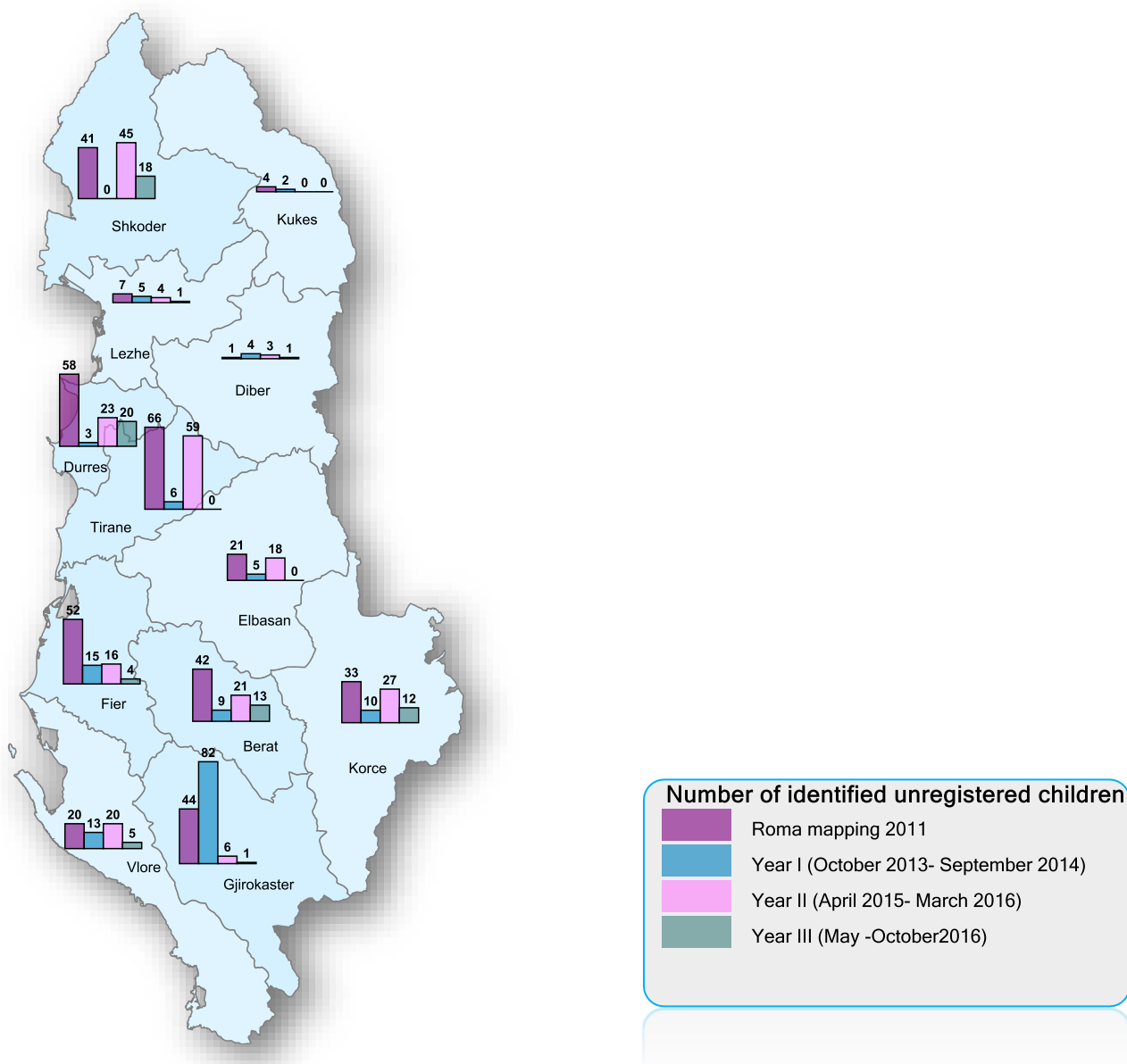


<sup>6</sup> Observatory and YWCA data for period (May-October 2016), CRCA data for period (August -October 2016)

<sup>7</sup> This map is for illustrative purposes and does not imply the expression of any opinion on the part of UNICEF, concerning the legal status of any country or territory or concerning the delimitation of frontiers or boundaries

During the implementation of the project we have identified children unregistered in civil registry. This phenomena has been an obstacle for us, to integrate Roma children in kindergarten. In total 471 Roma children are identified as unregistered<sup>8</sup>. Referring to Roma mapping 389 children are identified as unregistered on civil registry.<sup>9</sup>

### Number of identified unregistered Roma children<sup>10</sup>



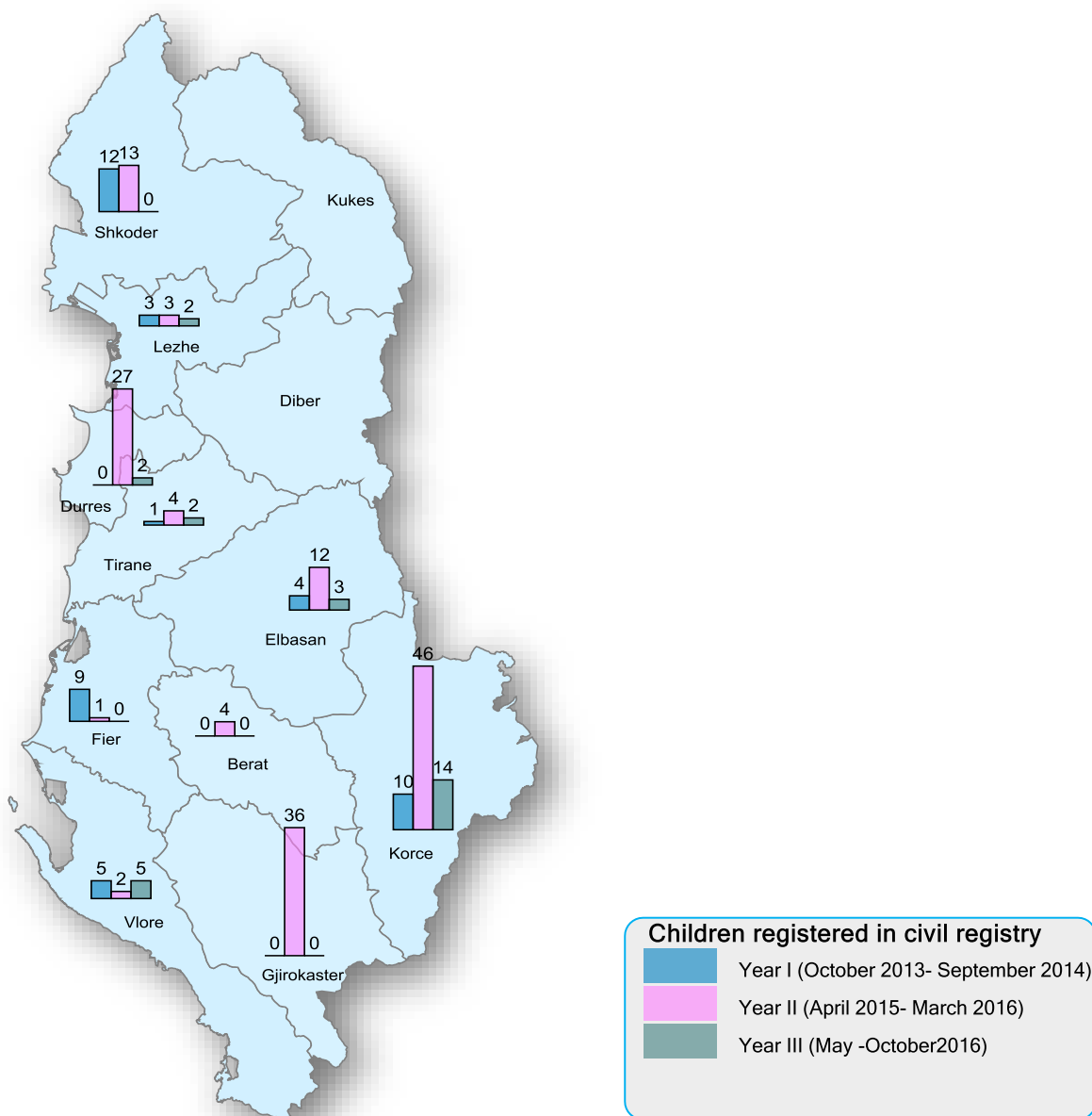
<sup>8</sup> Observatory and YWCA data for period (May-October 2016), CRCA data for period (August -October 2016)

<sup>9</sup> Roma Mapping 2011, pg 19

<sup>10</sup> This map is for illustrative purposes and does not imply the expression of any opinion on the part of UNICEF/Observatory, concerning the legal status of any country or territory or concerning the delimitation of frontiers or boundaries

Other successes achieved by the implementation of this initiative are **220 children registered on Civil Registration system**. The number of Roma children registered in Civil Registry were (44 Roma children) in the first year, (148 Roma children) in the second year and 28 Roma children for the period of project implementation (May- Oct 2016)<sup>11</sup>

### Number of registered children in the civil registration office<sup>12</sup>

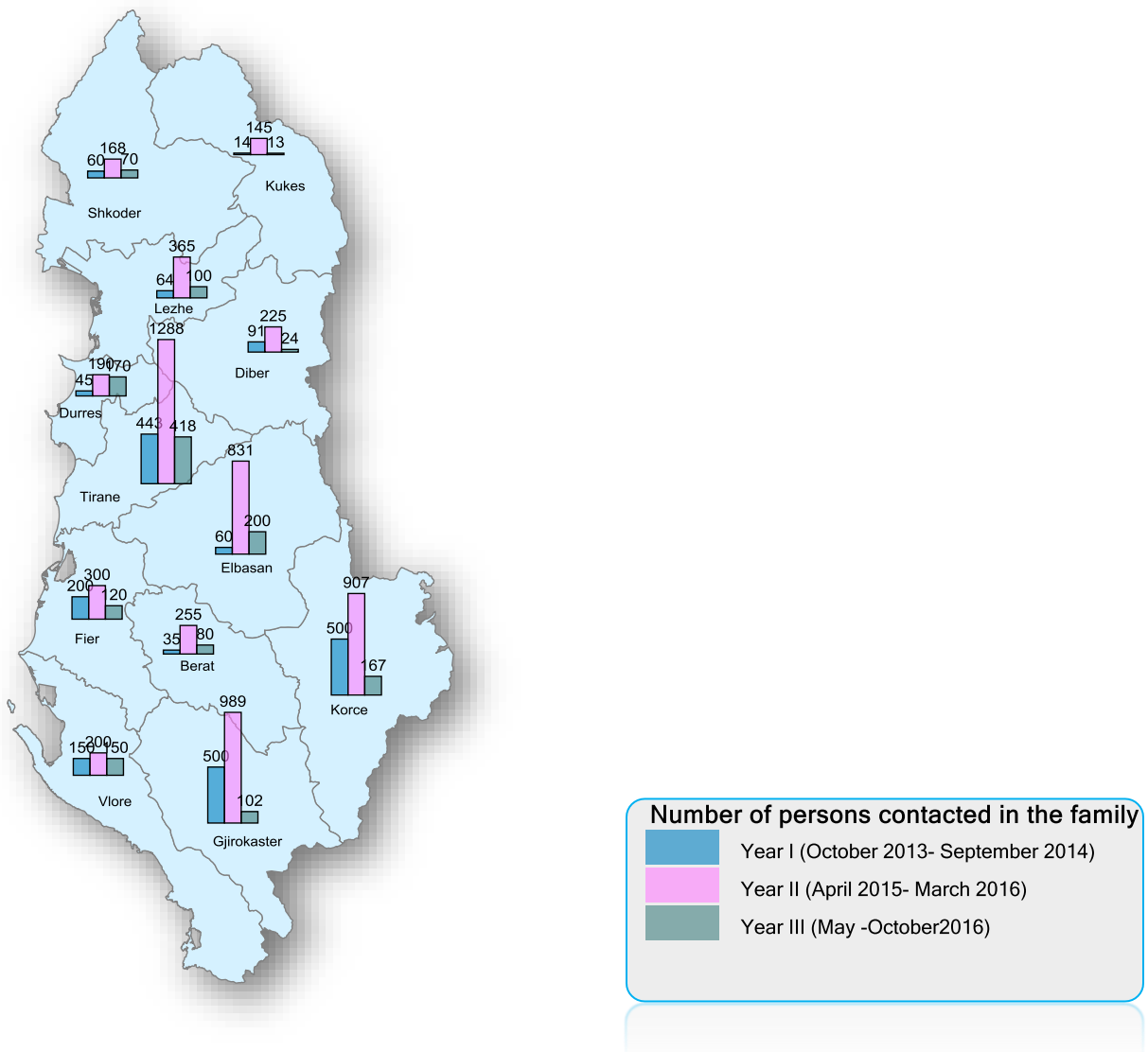


<sup>11</sup> Observatory and YWCA data for period (May-October 2016), CRCA data for period (August -October 2016)

<sup>12</sup> This map is for illustrative purposes and does not imply the expression of any opinion on the part of UNICEF/Observatory, concerning the legal status of any country or territory or concerning the delimitation of frontiers or boundaries

The whole process of inclusion of Roma children in kindergarten had a special attention to the community and parents. During this first year of project implementation, **9,639** parents of Roma community are periodically contacted and shared with them information about the importance of devoted attention and behavior with their children during their early childhood development. In comparison with the year I (2,162 parents), the number of contacted parents in year II (**5863**) *is increased* with **26.8 %**. During this period of project implementation were contacted 1,614 persons of Roma community<sup>13</sup>

#### Number of persons contacted in the family<sup>14</sup>

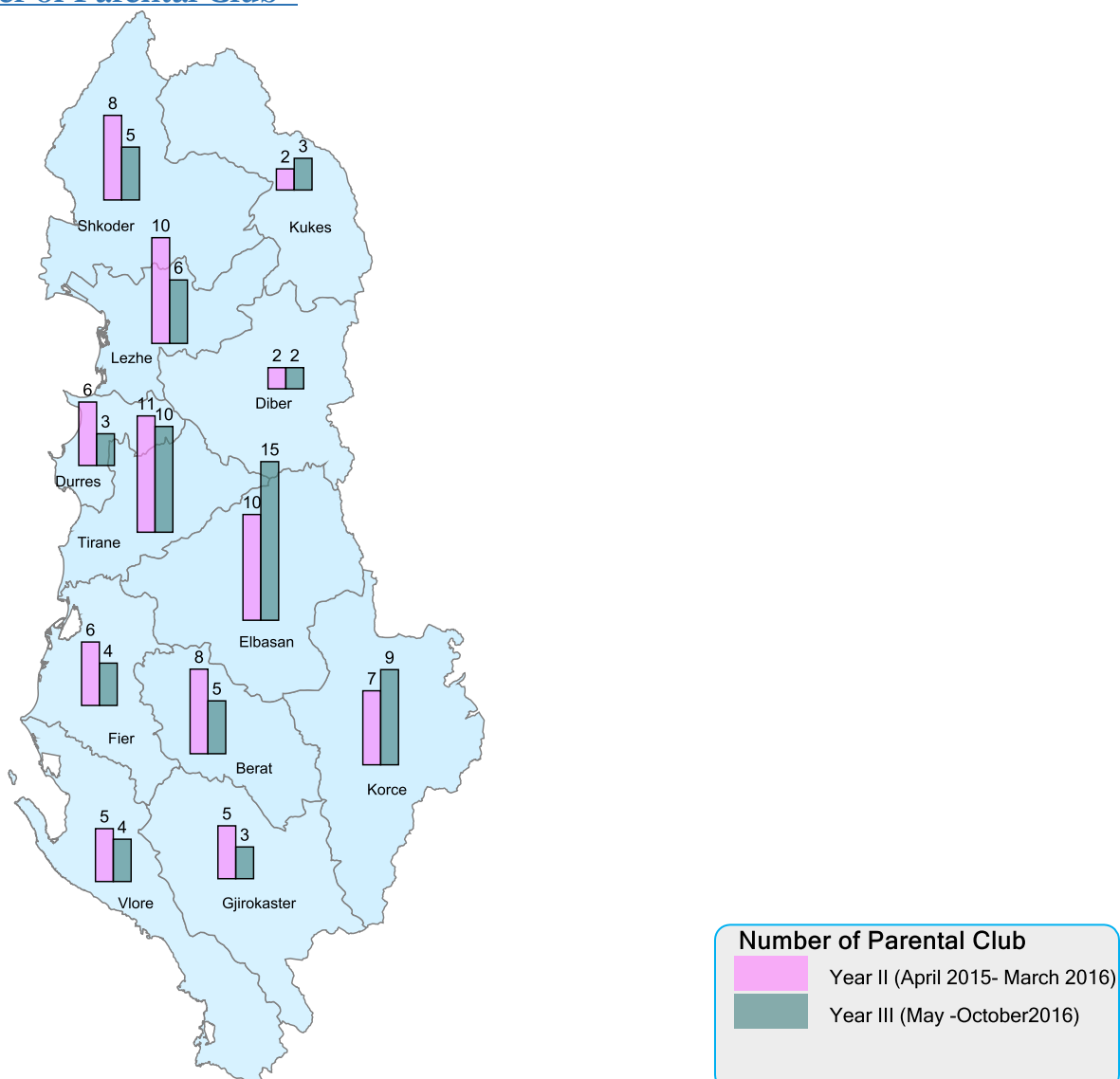


<sup>13</sup> Observatory and YWCA data for period (May-October 2016), CRCA data for period (August -October 2016)

<sup>14</sup> This map is for illustrative purposes and does not imply the expression of any opinion on the part of UNICEF/Observatory, concerning the legal status of any country or territory or concerning the delimitation of frontiers or boundaries

The process of inclusion of Roma children in kindergarten had a special attention to the community and parents. During those years of project implementation, **149** Parental clubs of Roma and non Roma parent were established. We have realized periodically meetings with parent and shared with them information about the importance of early childhood development. During this period of project implementation were established 69 Parental clubs<sup>15</sup>

### Number of Parental Club<sup>16</sup>

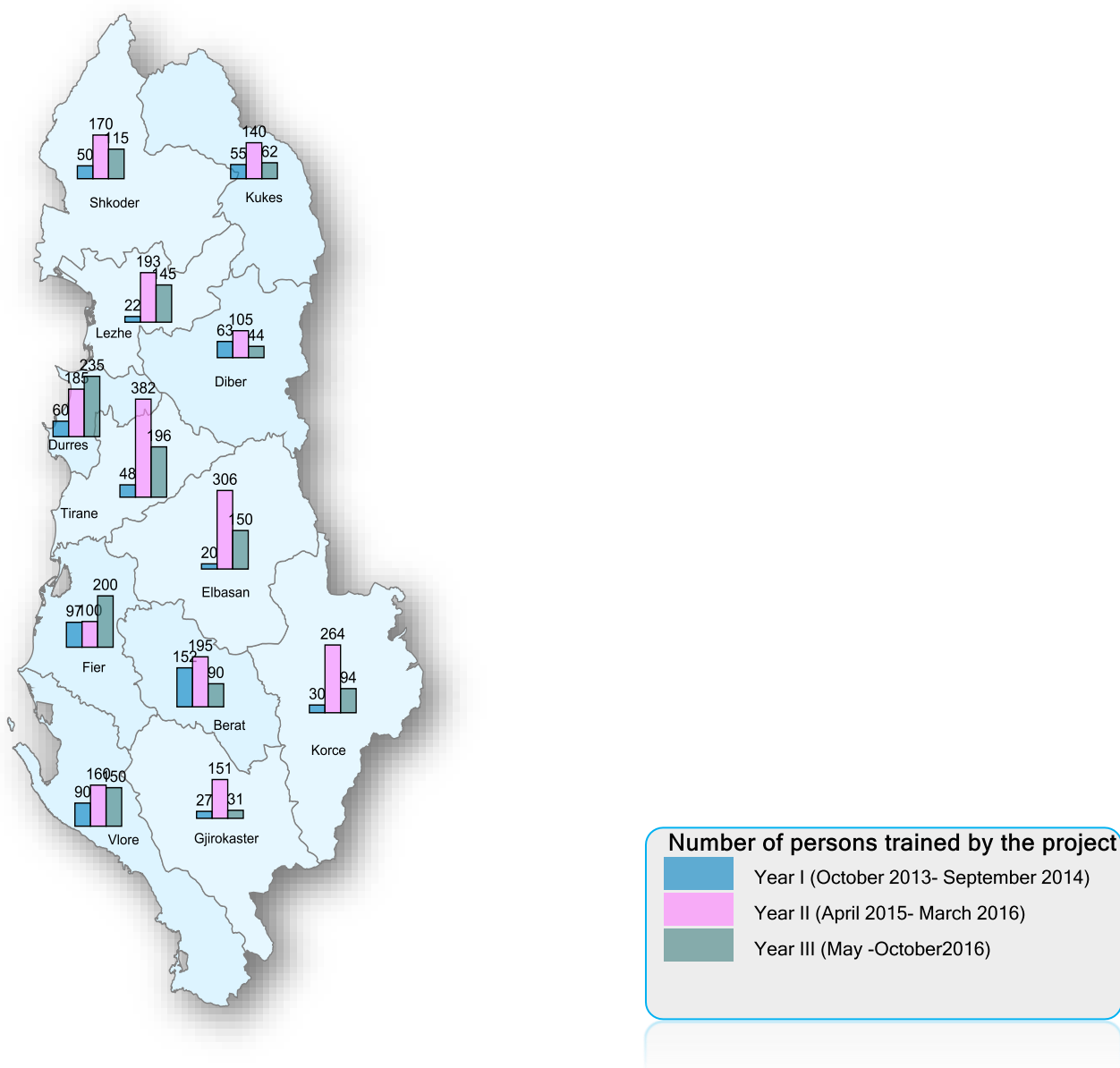


<sup>15</sup> Observatory and YWCA data for period (May-October 2016), CRCA data for period (August -October 2016)

<sup>16</sup> This map is for illustrative purposes and does not imply the expression of any opinion on the part of UNICEF/Observatory, concerning the legal status of any country or territory or concerning the delimitation of frontiers or boundaries

During the implementation of project “Every Roma child in preschool” many meeting and forum discussion were realized. The number of persons who have participate and trained from the meeting realized is 4,577<sup>17</sup>.

### Number of persons trained by the project<sup>18</sup>

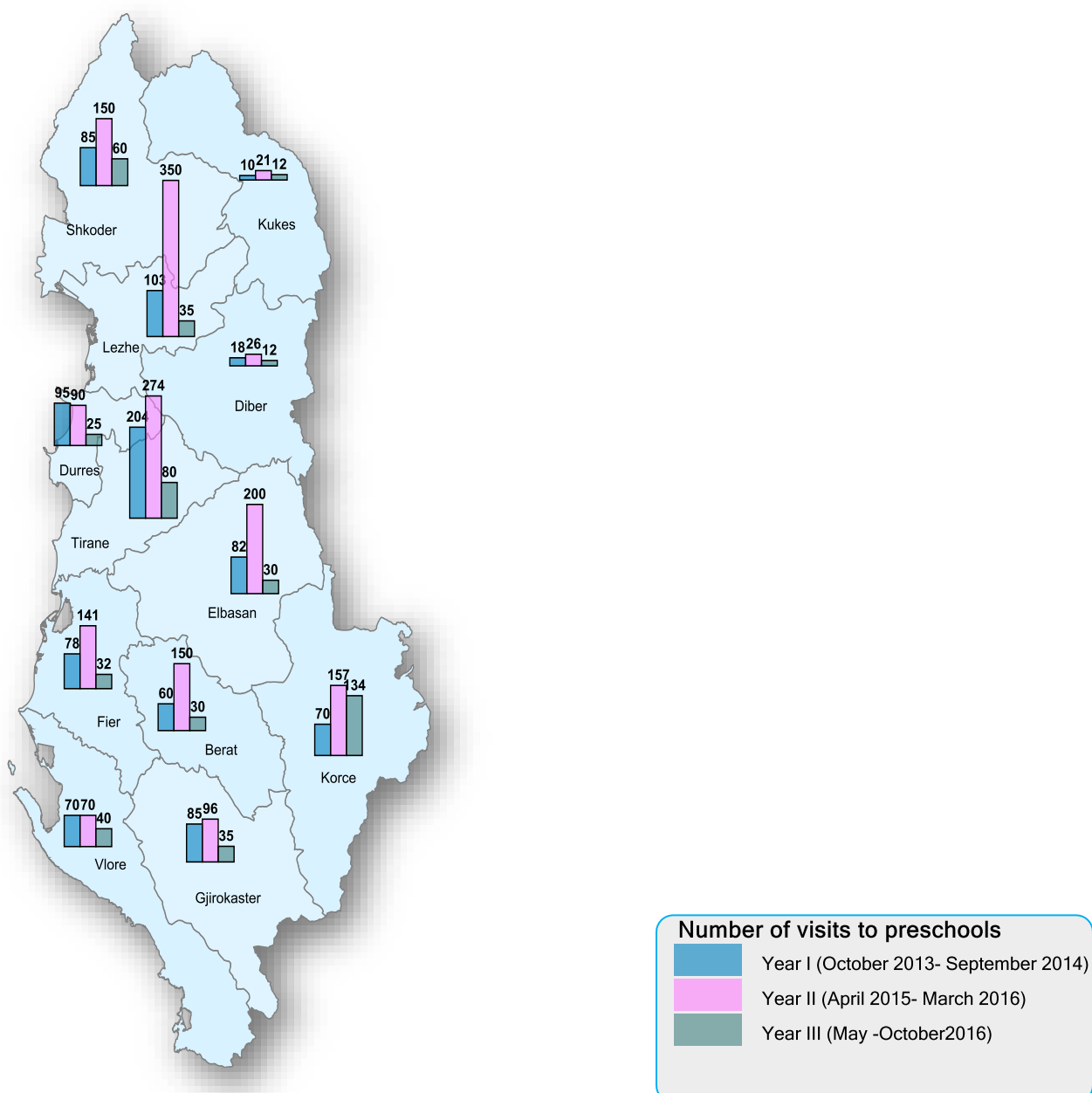


<sup>17</sup> Observatory and YWCA data for period (May-October 2016), CRCA data for period (August -October 2016)

<sup>18</sup> This map is for illustrative purposes and does not imply the expression of any opinion on the part of UNICEF/Observatory, concerning the legal status of any country or territory or concerning the delimitation of frontiers or boundaries

During the implementation of project “Every Roma child in preschool” were made periodically visits on compulsory education. The number of visits in whole period of implementations project are **2,685** visits<sup>19</sup>

### Number of visit to preschool educations<sup>20</sup>



<sup>19</sup> Observatory and YWCA data for period (May-October 2016), CRCA data for period (August -October 2016)

<sup>20</sup> This map is for illustrative purposes and does not imply the expression of any opinion on the part of UNICEF/Observatory, concerning the legal status of any country or territory or concerning the delimitation of frontiers or boundaries